


CONVERSA

Flexibility of the line as the base of the whole form

Swoboda linii podstawą całości formy.



A line of chairs designed for executive, conference and waiting rooms. The shell of a seat and backrest is made of very thin (only 8 mm thick) plywood which makes the chair's form look subtle and ensures an exceptional flexibility. The shell rests on a frame which is strengthened in the place of the highest strain. Thanks to these solutions the chair is remarkably comfortable and durable. Armrests are available with soft pads formed on the frame. Chairs are upholstered in high quality woolen fabrics or leather. Metal parts are either chromium plated (swivel chairs), chromium plated or lacquered (stationary chairs).

The line was granted GIO and PRODECO awards.



Design: Claudio Bellini

Claudio Bellini gained experience in his father's studio Mario Bellini Associates. In 1997 he established his own firm Atelier Bellini with focus on industrial design and adaptation of advanced technologies in the designing process.






„The spirit of Conversa comes from the idea of a chair, the form of which remains in the close relation with the human body. It is delicate, harmonious and has an attractive character. All of these characteristics create a chair of inborn friendly vibrations.”

Claudio Bellini









Konstrukcja i funkcjonalność w czystej formie.

Construction and functionality in a pure form

MPD mechanism 170



1 Regulation of the tilt tension allows to set the tilt strength according to the user's body weight

2 Blocking the chair in several positions allows to adjust the chair position to the user's needs and preferences

3 Anti-shock mechanism prevents the backrest from hitting the user's back after releasing the blockade

4 Ergonomically profiled backrest supports the whole backbone ensuring healthy seating

5 High quality fabrics extremely resistant to abrasion and peeling, all being granted fire-resistance certificate

6 Pneumatic regulation of the seat's height allows to adjust the seat to the user's body size with just one movement of a hand

7 Broad, steel base ensures high quality finishing and exceptional stability of the chair

8 Self-braking castors Thanks to an automatic blockade the chair is not likely to „move away“ when the user stands up

9 Castors for hard and soft surfaces to choose from with no additional surcharge

CONVERSA LINE OF CHAIRS:



CONVERSA 1A



CONVERSA 1B



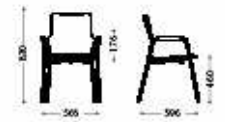
CONVERSA 1C



CONVERSA 1D



CONVERSA 1E



CONVERSA 2A



CONVERSA 2B



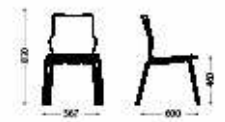
CONVERSA 2C



CONVERSA 2D



CONVERSA 2E





CONVERSA 3A



CONVERSA 3B



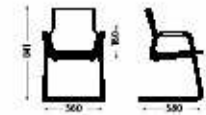
CONVERSA 3C



CONVERSA 3D



CONVERSA 3E



CONVERSA 4A



CONVERSA 4B



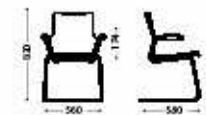
CONVERSA 4C



CONVERSA 4D



CONVERSA 4E



CONVERSA LINE OF CHAIRS:



CONVERSA 5A



CONVERSA 5B



CONVERSA 5C



CONVERSA 5D



CONVERSA 5E



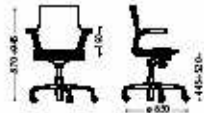
CONVERSA 6A



CONVERSA 6B



CONVERSA 6C



CONVERSA 6D



CONVERSA 6E